




STRAIGHT TO THE POINT WITH SANDVIK ALPHA™ 360



LASTS UP TO
100%
LONGER*



Strong guide section and more material at the back of the thread makes connection more rigid and gives higher fatigue strength.

This translates directly into more drill meters per rod and a better drilling accuracy.

Round 39 mm rods offers higher rigidity and flushing capacity compared with the normal hexagonal 35 mm cross section.

This leads to increased hole accuracy and drilling speed.

Short robust thread reduces bending stress in the weakest section.

This results in longer service life and easier uncoupling.

Way more steel in the entire thread profile vastly increases service life and rigidity.

THE IMPORTANCE OF DRILLING ACCURACY







SANDVIK ALPHA™ 360 - TAKES YOU WHERE YOU WANT TO GO

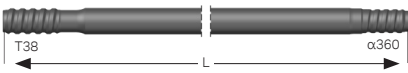
Sandvik Alpha™ 360 is the latest development based on our unique and best-selling Alpha system. With a stronger design, it can last twice as long as the industry standard*. In addition to superior durability, its excellent hole accuracy also enables outstanding productivity in tunneling and mine development. Drilling accuracy is crucial to ensure desired direction and profile in the tunnel. High drilling precision, with straight and parallel holes, also improves your advance per blast.

SUPERIOR PERFORMANCE

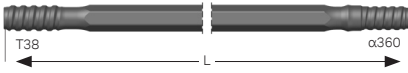
Sandvik Alpha™ 360, made for Ø 48 to 51 mm hole sizes in face drilling and bolting, features a strong and robust thread design. The short thread with a sturdy guide system gives superior resistance towards bending stresses, improves bit guidance and ensures excellent energy transfer. This enables high precision collaring also in complex rock formations and against uneven surfaces.

AVAILABILITY SELECTION CHART

BITS	FLUSHING HOLE, MM		BUTTONS, MM		ANGLE		DIMENSION, D	PART NO	REMARK
	FRONT, NO SIZE	GAUGE, NO SIZE	FRONT, NO SIZE	GAUGE NO SIZE	FRONT	GAUGE	MM		
	3x5	1x5	3x9	8x10	10°	35°	48	7581-5148A-S70	Top Center bit
	3x5	1x5	3x9	8x10	10°	35°	48	7581-5148A-S81	Top Center bit
	3x5	-	3x9	6x10	10°	35°	49	7581-6048-F49	Speedy bit
	3x6	-	3x9	6x10	10°	40°	51	7581-6051-F49	Speedy bit
	3x5	1x5	3x9	6x10	5°	35°	48	7581-4348A-S70	SH70
	3x5	1x5	3x9	6x10	5°	35°	48	7581-4348A-S81	GC81
	3x5	1x5	3x9	6x10	5°	40°	49	7581-4349A-R70	SH70
	3x6	1x6	3x9	6x11	10°	35°	51	7581-4351A-S70	SH70
RETRAC BITS									
	3x6	1x6	3x9	6x10	-	35°	51	7581-4651A-R70	SH70
	4x7	1x7	5x9	8x10	-	35°	64	7581-4864A-R70	SH70
REAMING BITS									
	3x6	1x6	3x13	12x13	-	35°	102	7581-5602P-S70	SH70
	3x6	1x6	3x13	12x13	-	35°	102	7581-5602P-S81	GC81
	3x7	1x7	3x13	16x13	-	35°	127	7581-5627P-S70	SH70

Drifter rod, T38 - Round 39 - α360				
	LENGTH, MM	LENGTH, FT IN	DIAMETER, MM	PART NO
	4915	16' 1 1/2"	39	7324-8149-20
	5525	18' 1 1/2"	39	7324-8155-20
	6135	20' 1 1/2"	39	7324-8161-20

Flushing hole Ø14,5 mm

Drifter rod, T38 - Hex 35 - α360				
	LENGTH, MM	LENGTH, FT IN	DIAMETER, MM	PART NO
	3700	12' 1 1/2"	35	7324-8237-20
	4305	14' 1 1/2"	35	7324-8243-20
	4915	16' 1 1/2"	35	7324-8249-20
	5525	18' 1 1/2"	35	7324-8255-20

Flushing hole Ø11 mm

*Test results and calculations are to be considered as results reached under certain and controlled conditions. These test results and calculations should not be treated as specifications and Sandvik does not guarantee, warrant or represent the outcome of test results or calculations in any or all circumstances.



F1-1153ENG © Sandvik Mining and Rock Solutions 2022.
Legal notice: All trademarks and logos appearing in this material are owned by the Sandvik Group of companies, unless otherwise specifically indicated.